

Format of holding of specified securities

1. Name of Listed Entity: JAYANTI COMMERCIAL LIMITED (CIN:035795)
2. Scrip Code - Name of Scrip -, - Class of Security Equity
3. Share Holding Pattern Filed under : Reg. 31(1)(a)/Reg. 31(1)(b)/Reg. 31(1)(c)
 - a. If under 31 (1)(b) then indicate the report for Quarter ending: 31/03/2022
 - b. If under 31(1)(c) then indicate date of allotment/extinguishment

4. **Declaration** : The Listed entity is required to submit the following declaration to the extent of submission of information:-

	Particulars	Yes*	No*
1	Whether the Listed Entity has issued any partly paid up shares?		No
2	Whether the Listed Entity has issued any Convertible Securities or Warrants?		No
3	Whether the Listed Entity has any shares against which depository receipts are issued?		No
4	Whether the Listed Entity has any shares in Locked-in?		No
5	Whether any shares held by promoters are pledge or otherwise encumbered?		No

* If the Listed Entity selects the option 'No' for the questions above, the column for the partly paid up shares, Outstanding Convertible Securities/Warrants, depository receipts, locked-in shares, No of shares pledged or otherwise encumbered by promoters, as applicable, shall not be displayed at the time of dissemination on the Stock Exchange website. Also wherever there is 'No' declared by Listed Entity in above table the values will be considered as 'Zero' by default on submission of the format of holding of specified securities.

5. The tabular format for disclosure of holding of specified securities is as follows:-





Table I - Summary Statement holding of specified securities as on 31/03/2022

Category (I)	Category of shareholder (II)	Nos. of shareholders (III)	No. of fully paid up equity shares held (IV)	No. of Partly paid-up equity shares held (V)	No. of shares underlying Depository Receipts (VI)	Total nos. shares held (VII)=(IV)+(V)+(VI)	Shareholding as a % of total no. of shares (calculated as per SCRR, 1957) (VIII) As a % of (A+B+C2)	Number of Voting Rights held in each class of securities (IX)				No of shares Underlying outstanding convertible securities (including Warrants) (X)	Shareholding as a % assuming full conversion of convertible securities (as a percentage of diluted share capital) (XI)=(VII)+(X) As a % of (A+B+C2)	Number of Locked in shares (XII)		Number of shares pledged or otherwise encumbered (XIII)		Number of equity shares held in dematerialized form (XIV)
								No of Voting Rights			Total as a % of (A+B+C)			No. (a)	As a % of total shares held (b)	No. (a)	As a % of total shares held (b)	
								Class eg:x	Class eg:y	Total								
(A)	Promoter & Promoter group	11	217293	0	0	217293	45.5048	217293	0	217293	45.5048	0	45.5048	0	0.0000	0	0.0000	217293
(B)	Public	22	260224	0	0	260224	54.4952	260224	0	260224	54.4952	0	54.4952	0	0.0000	NA		197591
(C)	Non Promoter - Non Public															NA		
(C1)	Shares underlying DRs						NA									NA		
(C2)	Shares held by Employee Trusts															NA		
	Total	33	477517	0	0	477517	100.0000	477517	0	477517	100.0000	0	100.0000	0				414884



Table II - Statement Showing shareholding pattern of the Promoter and Promoter Group as on 31/03/2022

(1)	Category & Name of the Shareholders (I)	Entity type i.e. promoter OR promoter group entity (except promoter)	PAN	(II)	Nos. of shareholders (III)	No. of fully paid up equity shares held (IV)	Partly paid-up equity shares held (V)	Nos. of shares underlying Depository Receipts (VI)	Total nos. shares held (VII)=(IV)+(V)+(VI)	Shareholding % calculated as per SCRR, 1957 (As a % of (A+B+C2) (VIII))	Number of Voting Rights held in each class of securities (IX)			Total as a % of Total Voting rights (as a percentage of diluted share capital) (X)	Shareholding as a % assuming full conversion of convertible securities (as a percentage of diluted share capital) (XI)=(VII)+(X) As a % of A+B+C2)	Number of Locked in shares (XII)		Number of shares pledged or otherwise encumbered (XIII)		Number of equity shares held in dematerialized form (XIV)	
											No of Voting Rights					No. (a)	As a % of total shares held (b)	No. (a)	As a % of total shares held (b)		
											Class x	Class y	Total								
(a)	Individuals/Hindu undivided Family				10	214793	0	0	214793	44.9812	214793	0	214793	44.9812	0	44.9812	0	0.0000	0	0.0000	214793
	ALKA JHUNJHUNWALA	Promoter	ACTPJ7052Q		1	47667	0	0	47667	9.9823	47667	0	47667	9.9823	0	9.9823	0	0.0000	0	0.0000	47667
	SURESH JHUNJHUNWALA	Promoter	ACUPJ1237G		1	35000	0	0	35000	7.3296	35000	0	35000	7.3296	0	7.3296	0	0.0000	0	0.0000	35000
	ANUJ JHUNJHUNWALA	Promoter	AECPJ9100J		1	32333	0	0	32333	6.7711	32333	0	32333	6.7711	0	6.7711	0	0.0000	0	0.0000	32333
	PANKAJ KUMAR PHUSHKANIA	Promoter	AFLPP3341K		1	30800	0	0	30800	6.4500	30800	0	30800	6.4500	0	6.4500	0	0.0000	0	0.0000	30800
	SHILPA JHUNJHUNWALA	Promoter	ACPC4301Q		1	23500	0	0	23500	4.9213	23500	0	23500	4.9213	0	4.9213	0	0.0000	0	0.0000	23500
	CHANDRA KALA DANWAR	Promoter	ADSPD6794M		1	23376	0	0	23376	4.8953	23376	0	23376	4.8953	0	4.8953	0	0.0000	0	0.0000	23376
	MANISH KUMAR PHUSHKANIA	Promoter	AFLPP3342L		1	20617	0	0	20617	4.3175	20617	0	20617	4.3175	0	4.3175	0	0.0000	0	0.0000	20617
	UMA DANWAR	Promoter	ADPPD3490D		1	1500	0	0	1500	0.3141	1500	0	1500	0.3141	0	0.3141	0	0.0000	0	0.0000	1500
	BABOO LAL SWARNKAR	Promoter	AKLPS3783R		1	0	0	0	0	0.0000	0	0	0	0.0000	0	0.0000	0	0.0000	0	0.0000	0
	GITA DEVI PHUSHKANIA	Promoter	AFLPP3318L		1	0	0	0	0	0.0000	0	0	0	0.0000	0	0.0000	0	0.0000	0	0.0000	0
(b)	Central Government/State Government(s)													0	0.0000	0	0.0000	0	0.0000	0	
(c)	Financial Institutions/Banks													0	0.0000	0	0.0000	0	0.0000	0	
(d)	Any Other (specify)													0	0.0000	0	0.0000	0	0.0000	0	
	Bodies Corporate				1	2500	0	0	2500	0.5235	2500	0	2500	0.5235	0	0.5235	0	0.0000	0	0.0000	2500
	KAISHA REALTY PRIVATE LIMITED	Promoter	AAECS4461Q		1	2500	0	0	2500	0.5235	2500	0	2500	0.5235	0	0.5235	0	0.0000	0	0.0000	2500
	Sub Total				11	217293	0	0	217293	45.5048	217293	0	217293	45.5048	0	45.5048	0	0.0000	0	0.0000	217293
(2)	Foreign Individuals (Non-Resident Individuals/Foreign Individuals)													0	0.0000	0	0.0000	0	0.0000	0	
(a)	Government													0	0.0000	0	0.0000	0	0.0000	0	
(b)	Institutions													0	0.0000	0	0.0000	0	0.0000	0	
(c)	Foreign Portfolio Investor													0	0.0000	0	0.0000	0	0.0000	0	
(d)	Any Other (specify)													0	0.0000	0	0.0000	0	0.0000	0	
	Sub Total				0	0	0	0	0	0.0000	0	0	0	0.0000	0	0.0000	0	0.0000	0	0.0000	0
	Total Shareholding of Promoter and Promoter Group (A)=(A(1)+(A)(2))				11	217293	0	0	217293	45.5048	217293	0	217293	45.5048	0	45.5048	0	0.0000	0	0.0000	217293



JA (ANTI COMMERCIAL LIMITED)																			
Table III - Statement Showing shareholding pattern of the Public shareholder as on 31/03/2022																			
(1)	Category & Name of the Shareholders (I)	PAN (II)	Nos. of shareholders (III)	No. of fully paid up equity shares held (IV)	Partly paid up equity shares held (V)	Nos. of shares underlying Depository Receipts (VI)	Total nos. shares held (VII)=(IV)+(V)+(VI)	Shareholding % calculated as per SCRR, 1957) As a % of (A+B+C2) (VIII)	Number of Voting Rights held in each class of securities (IX)			No of shares Underlying outstanding convertible securities (as a percentage of diluted share capital) (X)	Shareholding as a % assuming full conversion of convertible securities (as a percentage of diluted share capital) (XI)=(VII)+(X) As a % of A+B+C2)	Number of Locked in shares (XII)		Number of shares pledged or otherwise encumbered (XIII)		Number of equity shares held in dematerialized form (XIV)	
									No of Voting Rights					Total as a % of Total Voting rights	No. (a)	As a % of total shares held (b)	No. (Not applicable) (a)		As a % of total shares held (Not applicable) (b)
									Class x	Class y	Total								
(1)	Institutions																		
(a)	Mutual Funds / UTI																		
(b)	Venture Capital Funds																		
(c)	Alternate Investment Funds																		
(d)	Foreign Venture Capital Investors																		
(e)	Foreign Portfolio Investors																		
(f)	Financial Institutions / Banks																		
(g)	Insurance Companies																		
(h)	Provident Funds / Pension Funds																		
(i)	Any Other (specify)																		
	Sub Total		0	0	0	0	0	0.0000	0	0	0	0.0000	0	0.0000	0	0.0000	NA	0	
(2)	Central Government / State Government(s) / President of India																		
(3)	Non-Institutions																		
(a)	Individuals-																		
	i. Individual shareholders holding nominal share capital upto Rs.2 lakhs		15	39300	0	0	39300	8.2301	39300	0	39300	8.2301	0	8.2301	0	0.0000	NA	0	
	ALOK KUMAR JAIN		1	5000	0	0	5000	1.0471	5000	0	5000	1.0471	0	1.0471	0	0.0000	NA	0	
	ii. Individual shareholders holding nominal share capital in excess of Rs.2 lakhs		1	23333	0	0	23333	4.8863	23333	0	23333	4.8863	0	4.8863	0	0.0000	NA	0	
	MANOJ KUMAR BAID		1	23333	0	0	23333	4.8863	23333	0	23333	4.8863	0	4.8863	0	0.0000	NA	0	
(b)	NBFCs registered with RBI																		
(c)	Employee Trusts																		
(d)	Overseas Depositories (holding DRs) (balancing figure)																		
(e)	Any Other (specify)																		
	Bodies Corporate		6	197591	0	0	197591	41.3788	197591	0	197591	41.3788	0	41.3788	0	0.0000	NA	197591	









Table III - Statement Showing shareholding pattern of the Public shareholder as on 31/03/2022



Category & Name of the Shareholders (I)	PAN (II)	Nos. of shareholders (III)	No. of fully paid up equity shares held (IV)	Partly paid up equity shares held (V)	Nos. of shares underlying Depository Receipts (VI)	Total nos. shares held (VII)=(IV)+(V)+(VI)	Shareholding % calculated as per SCRR, 1957) As a % of (A+B+C2) (VIII)	Number of Voting Rights held in each class of securities (IX)			No of shares Underlying outstanding convertible securities (as a percentage of diluted share capital) (X)	Shareholding as a % assuming full conversion of convertible securities (as a percentage of diluted share capital) (XI)=(VII)+(X) As a % of A+B+C2)	Number of Locked in shares (XII)		Number of shares pledged or otherwise encumbered (XIII)		Number of equity shares held in dematerialized form (XIV)	
								No of Voting Rights					Total as a % of Total Voting rights	No. (a)	As a % of total shares held (b)	No. (Not applicable) (a)		As a % of total shares held (Not applicable) (b)
								Class x	Class y	Total								
MURARI INVESTMENT & TRADING COMPANY LTD.	AACCM2608K	1	67000	0	0	67000	14.0309	67000	0	67000	14.0309	0	14.0309	0	0.0000	NA		67000
VISION PROJECTS AND FINVEST PVT LTD	AAACV9254C	1	55157	0	0	55157	11.5508	55157	0	55157	11.5508	0	11.5508	0	0.0000	NA		55157
UTTAM COMMERCIAL COMPANY LTD.	AAACU2823Q	1	35017	0	0	35017	7.3331	35017	0	35017	7.3331	0	7.3331	0	0.0000	NA		35017
ALKAN FISCAL SERVICES PVT LTD	AACCA4058P	1	23500	0	0	23500	4.9213	23500	0	23500	4.9213	0	4.9213	0	0.0000	NA		23500
G.K.INVESTMENTS LTD.	AAACG8390A	1	16000	0	0	16000	3.3507	16000	0	16000	3.3507	0	3.3507	0	0.0000	NA		16000
Sub Total		22	260224	0	0	260224	54.4952	260224	0	260224	54.4952	0	54.4952	0	0.0000	NA		197591
Total Public Shareholding (B)=(B)(1)+(B)(2)+(B)(3)		22	260224	0	0	260224	54.4952	260224	0	260224	54.4952	0	54.4952	0	0.0000	NA		197591




JAYANTI COMMERCIAL LIMITED																		
Table IV - Statement Showing shareholding pattern of the Non Promoter - Non Public shareholder as on 31/03/2022																		
Category & Name of the Shareholders (I)	PAN (II)	No of shareholders (III)	No. of fully paid up equity shares held (IV)	Partly paid-up equity shares held (V)	Nos. of shares underlying Depository Receipts (VI)	Total nos. shares held (VII)=(IV) + (V)+(VI)	Shareholding % calculated as per SCRR, 1957) As a % of (A+B+C2) (VIII)	Number of Voting Rights held in each class of securities (IX)			Total as a % of Total Voting rights (X)	No of shares Underlying outstanding convertible securities (including Warrants) (X)	Total Shareholding as a % assuming full conversion of convertible securities (as a percentage of diluted share capital) (XI)=(VII)+(X) As a % of A+B+C2)	Number of Locked in shares (XII)		Number of shares pledged or otherwise encumbered (XIII)		Number of equity shares held in dematerialized form (XIV)
								Class x	Class y	Total				No. (a)	As a % of total shares held (b)	No. (a)	As a % of total shares held (b)	
(1) Custodian / DR Holder																		
(2) Employee Benefit Trust (under SEBI (Share based Employee Benefit) Regulations, 2014)																		
Total Non Promoter - Non Public Shareholding (C)=(C)(1)+(C)(2)			0	0	0	0	0.0000	0	0	0	0.0000	0	0.0000	0	0.0000	NA	NA	0



JAYANTI COMMERCIAL LIMITED												
Annexure												
Table V - Statement showing details of significant beneficial owners as on 31/03/2022												
Details of the (SBO)				Details of the registered owner				Details of holding / exercise of right of the SBO in the reporting company, whether direct or indirect:				Date of creation / acquisition of significant beneficial interest
(I)				(II)				Whether by virtue of: (III)				
Sr No	Name	PAN / Passport No. in case of a foreign national	Nationality	Name	PAN / Passport No. in case of a foreign national	Nationality	Shares (%)	Voting rights (%)	Rights on distributable dividend or any other distribution (%)	Exercise of control	Exercise of significant influence	



JAYANTI COMMERCIAL LIMITED				
Shareholding Summary as on 31/03/2022				
Form	As per Folio/Client Id		As per PAN	
	No of Records	No of Shares	No of Records	No of Shares
PHYSICAL	16	62633	16	62633
NSDL	14	359727	14	359727
CDSL	1	55157	1	55157
TOTAL	31	477517	31	477517



JAYANTI COMMERCIAL LIMITED				
Distribution Schedule as on 31/03/2022				
Share Holding	No of Holders	% age	No of Shares	% age
51 to 100	3	9.6774	300	0.0628
501 to 5000	15	48.3871	43917	9.1970
Above 5000	13	41.9355	433300	90.7402
Grand Total	31	100.0000	477517	100.0000
Distribution Schedule as on 31/03/2022				
Share Holding	No of Holders	% age	No of Shares	% age
Upto 500	3	9.6774	300	0.0628
501 to 1000	1	3.2258	917	0.1920
1001 to 2000	5	16.1290	9500	1.9895
2001 to 3000	3	9.6774	8500	1.7800
3001 to 4000	5	16.1290	20000	4.1883
4001 to 5000	1	3.2258	5000	1.0471
Above 10000	13	41.9355	433300	90.7402
Grand Total	31	100.0000	477517	100.0000
Distribution Schedule as on 31/03/2022				
Notional Value of (Rs.)	No of Holders	% age	Amount (Rs.)	% age
Upto 5000	3	9.6774	3000	0.0628
5001 to 10000	1	3.2258	9170	0.1920
10001 to 20000	5	16.1290	95000	1.9895
20001 to 30000	3	9.6774	85000	1.7800
30001 to 40000	5	16.1290	200000	4.1883
40001 to 50000	1	3.2258	50000	1.0471
Above 100000	13	41.9355	4333000	90.7402
Grand Total	31	100.0000	4775170	100.0000

